


Curriculum Subject Guidance 2024



Spanish

Reviewed: March 2024

Subject Intent

At Brook, children will understand and respond to the spoken and written language of Spanish from a range of sources. They will be taught to speak with increasing confidence, fluency and spontaneity by asking questions and being involved in discussions whilst continually improving their pronunciation and intonation. They will develop their skills in writing at varying lengths and for different purposes and audiences.

By the time our children leave Year 6, they will be able to hold a short simple conversation in Spanish, read and respond to a short piece of writing, write simple phrases and sentences and have some understanding of Spain and some other Spanish speaking countries.

Statutory Guidance

Key stage 2: Foreign language

Teaching may be of any modern or ancient foreign language and should focus on enabling pupils to make substantial progress in one language. The teaching should provide an appropriate balance of spoken and written language and should lay the foundations for further foreign language teaching at key stage 3. It should enable pupils to understand and communicate ideas, facts and feelings in speech and writing, focused on familiar and routine matters, using their knowledge of phonology, grammatical structures and vocabulary.

The focus of study in modern languages will be on practical communication. If an ancient language is chosen the focus will be to provide a linguistic foundation for reading comprehension and an appreciation of classical civilisation. Pupils studying ancient languages may take part in simple oral exchanges, while discussion of what they read will be conducted in English. A linguistic foundation in ancient languages may support the study of modern languages at key stage 3.

Pupils should be taught to:

- listen attentively to spoken language and show understanding by joining in and responding
- explore the patterns and sounds of language through songs and rhymes and link the spelling, sound and meaning of words
- engage in conversations; ask and answer questions; express opinions and respond to those of others; seek clarification and help*
- speak in sentences, using familiar vocabulary, phrases and basic language structures
- develop accurate pronunciation and intonation so that others understand when they are

reading aloud or using familiar words and phrases*

- present ideas and information orally to a range of audiences*
- read carefully and show understanding of words, phrases and simple writing
- appreciate stories, songs, poems and rhymes in the language
- broaden their vocabulary and develop their ability to understand new words that are introduced into familiar written material, including through using a dictionary
- write phrases from memory, and adapt these to create new sentences, to express ideas clearly
- describe people, places, things and actions orally* and in writing
- understand basic grammar appropriate to the language being studied, including (where relevant): feminine, masculine and neuter forms and the conjugation of high-frequency verbs; key features and patterns of the language; how to apply these, for instance, to build sentences; and how these differ from or are similar to English.

The starred (*) content above will not be applicable to ancient languages.

Implementation

How is Spanish organised at Brook Primary School?

What do we teach? 2023-2024

	Autumn Term	Spring Term	Summer Term
Year 3	Unit 1: Introducing Yourself Greetings WALT: greet people How are you? WALT: talk about how we are Your name WALT: introduce ourselves Recap Lesson Numbers to 12 WALT: count to 12 Your age WALT: talk about age Conversation WALT: hold a short conversation with a partner	Unit 2: Numbers, Days, Months and the Date Numbers 13-21 WALT: know numbers 13-21 Numbers 21-31 WALT: know numbers up to 31 Days of week WALT: know the days of the week Recap Lesson Months WALT: know the months of the year Date WALT: say/write the date in Spanish Conversation WALT: hold a conversation with a partner	Unit 3: Family and Where you Live Family WALT: introduce family members Where do you live WALT: talk about where we live Recap Lesson Nationalities WALT: talk about nationalities and languages The weather WALT: talk about the weather Conversation WALT: hold a conversation with a partner
Years 4 – 6 2023-2024	Unit 4: Animals, Colours and Celebrations Recap Lesson Animals WALT: talk about animals Colours WALT: know colours Recap Lesson Fiestas WALT: understand fiestas in Spain Christmas is Spain WALT: understand Christmas in Spain Conversation WALT: hold a conversation	Unit 5: Time and Birthdays Numbers 30-40 WALT: know numbers 30-40 Time o'clock WALT: say the time Time (quarter past, half past, quarter to) WALT: say the time Recap Lesson Birthdays WALT: talk about birthdays Conversation WALT: hold a conversation	Unit 6: School School subjects WALT: talk about school subjects School timetables WALT: talk about our timetable Recap Lesson In my pencil case WALT: say what is in our pencil cases Classroom objects WALT: talk about classroom objects Conversation WALT: hold a conversation

2024-2025

	Autumn Term	Spring Term	Summer Term
Year 3	Unit 1: Introducing Yourself Greetings WALT: greet people How are you? WALT: talk about how we are Your name WALT: introduce ourselves Recap Lesson Numbers to 12 WALT: count to 12 Your age WALT: talk about age Conversation WALT: hold a short conversation with a partner	Unit 2: Numbers, Days, Months and the Date Numbers 13-21 WALT: know numbers 13-21 Numbers 21-31 WALT: know numbers up to 31 Days of week WALT: know the days of the week Recap Lesson Months WALT: know the months of the year Date WALT: say/write the date in Spanish Conversation WALT: hold a conversation with a partner	Unit 3: Family and Where you Live Family WALT: introduce family members Where do you live WALT: talk about where we live Recap Lesson Nationalities WALT: talk about nationalities and languages The weather WALT: talk about the weather Conversation WALT: hold a conversation with a partner
Year 4	Unit 4: Animals, Colours and Celebrations Recap Lesson Animals WALT: talk about animals Colours WALT: know colours Recap Lesson Fiestas WALT: understand fiestas in Spain Christmas is Spain WALT: understand Christmas in Spain Conversation WALT: hold a conversation	Unit 5: Time and Birthdays Numbers 30-40 WALT: know numbers 30-40 Time o'clock WALT: say the time Time (quarter past, half past, quarter to) WALT: say the time Recap Lesson Birthdays WALT: talk about birthdays Conversation WALT: hold a conversation	Unit 6: School School subjects WALT: talk about school subjects School timetables WALT: talk about our timetable Recap Lesson In my pencil case WALT: say what is in our pencil cases Classroom objects WALT: talk about classroom objects Conversation WALT: hold a conversation
Years 5-6 2024-2025	Unit 7: Numbers and Clothing Recap Lesson Numbers to 100 Clothing Recap Lesson Adjectives Opinions Conversation	Unit 8: The Body and Healthy Living The body Healthy eating Recap Lesson Sports Opinions Conversation	Unit 9: Travel European countries Where are you going? Recap Lesson Location Travel Conversation

2025-2026

	Autumn Term	Spring Term	Summer Term
Year 3	Unit 1: Introducing Yourself Greetings WALT: greet people How are you? WALT: talk about how we are Your name WALT: introduce ourselves Recap Lesson Numbers to 12 WALT: count to 12 Your age WALT: talk about age Conversation WALT: hold a short conversation with a partner	Unit 2: Numbers, Days, Months and the Date Numbers 13-21 WALT: know numbers 13-21 Numbers 21-31 WALT: know numbers up to 31 Days of week WALT: know the days of the week Recap Lesson Months WALT: know the months of the year Date WALT: say/write the date in Spanish Conversation WALT: hold a conversation with a partner	Unit 3: Family and Where you Live Family WALT: introduce family members Where do you live WALT: talk about where we live Recap Lesson Nationalities WALT: talk about nationalities and languages The weather WALT: talk about the weather Conversation WALT: hold a conversation with a partner
Year 4	Unit 4: Animals, Colours and Celebrations Recap Lesson Animals WALT: talk about animals Colours WALT: know colours Recap Lesson Fiestas WALT: understand fiestas in Spain Christmas is Spain WALT: understand Christmas in Spain Conversation WALT: hold a conversation	Unit 5: Time and Birthdays Numbers 30-40 WALT: know numbers 30-40 Time o'clock WALT: say the time Time (quarter past, half past, quarter to) WALT: say the time Recap Lesson Birthdays WALT: talk about birthdays Conversation WALT: hold a conversation	Unit 6: School School subjects WALT: talk about school subjects School timetables WALT: talk about our timetable Recap Lesson In my pencil case WALT: say what is in our pencil cases Classroom objects WALT: talk about classroom objects Conversation WALT: hold a conversation
Year 5	Unit 7: Numbers and Clothing Recap Lesson Numbers to 100 Clothing Recap Lesson Adjectives Opinions Conversation	Unit 8: The Body and Healthy Living The body Healthy eating Recap Lesson Sports Opinions Conversation	Unit 9: Travel European countries Where are you going? Recap Lesson Location Travel Conversation
Year 6	Unit 10: Food and Drink Recap Lesson Food Drink Recap Lesson Ordering in a café Conversation	Unit 11: My Local Area Names of Places Simple Directions Recap Lesson Asking for Directions Reading Longer passages Conversation	Unit 12: Recap This unit will revisit various topics from previous units.

How do we teach Spanish?

MFL is taught weekly from year 3 to year 6. We predominantly use a sequence of lessons designed by a Spanish specialist. This sequence is designed to encourage mastery of vocabulary and its use within sentence structures before moving on. It also provides opportunities for repetition to ensure that previous learning is revisited and built upon to allow children to gradually build up their knowledge of Spanish. Within the lesson sequences, children will have the opportunity to use and listen to spoken Spanish, read Spanish and write in Spanish. We use various styles of learning throughout the lessons and a wide range of activities that encourage a wider breath of skills that will benefit the children across the curriculum. During Key Stage 2, children will be given the opportunity to learn about the culture and geography of Spain and other Spanish speaking countries to broaden their knowledge and understanding of the world.

Inclusion of pupils with special educational needs and disabilities (SEND)

At Brook we believe that all children are individuals and have an equal right to a full rounded education which will enable them to achieve their full potential. Therefore, class teachers will ensure that appropriate changes are made within the Spanish curriculum/lessons to support and extend each child to achieve their full potential.

Enrichment Opportunities

In the 2023/2024 school year, the children had the opportunity to take part in a flamenco workshop where they learnt a little bit about flamenco and learnt a flamenco dance. The children also had the opportunity to learn about Spanish-speaking countries around the world and a competition was held to encourage children to produce some incredible pieces for our Spanish display.



Recording, assessment and reporting of Spanish

Assessment within each subject area will take place 3 times throughout the year (at the end of each unit of work). Assessments will be made against the end point statements for each subject. All assessments will be made on the non-core subjects' spreadsheet. Teachers will use the statements below to grade a child against the end points.

1. I am making **outstanding progress**, excellent understanding of all aspects in this curriculum area.
2. I am making **good progress** and understand most aspects of this curriculum area.
3. I am making **satisfactory progress** and with support, I have some understanding of most aspects in this curriculum area.
4. I have experienced all aspects of the curriculum area, but **more support is needed** to reinforce my understanding.

Assessment levels for Spanish will be reported to parents formally at the end of the year through the school report. Teachers will make an overall judgement for each subject, following completion of the year group curriculum. A pupil's attainment and progress in Spanish may also be discussed at parent consultations where appropriate.

Monitoring arrangements

The delivery of Spanish is monitored by the Spanish subject leader (currently Miss Taylor) through:

- Book scrutinies
- Learning walks
- Pupil interviews/questionnaires
- Staff interviews/questionnaires

This policy will be reviewed by the Spanish subject leader every two years. At every review, the policy will be approved by the governors and the Head Teacher.

Appendix 1: Spanish Work Examples

Year 3:

Martes el 27 de febrero
WALT: Know the days of the week

Write each day of the week in Spanish next to the correct day of the week in English. (Remember that they do not need capital letters!)

sábado viernes lunes miércoles domingo jueves martes

Monday lunes
 Tuesday martes
 Wednesday miércoles
 Thursday jueves
 Friday viernes
 Saturday sábado
 Sunday domingo

¿Qué día es hoy?
 Underneath each picture, write which day it is using the structure
 Hoy es... (Today is...)
 (The first one has been done for you)

Monday	Sunday <u>domingo</u>	Wednesday <u>miércoles</u>
Hoy es lunes.	Hoy es <u>domingo</u>	Hoy es <u>miércoles</u>
Friday	Thursday	Saturday
Hoy es <u>viernes</u>	Hoy es <u>jueves</u>	Hoy es <u>sábado</u>

Martes el 5 de marzo
WALT: know the days of the week

Move around the room and ask as many people as possible what their favourite day of the week is. You must ask in Spanish and reply in a full sentence in Spanish.

See if you can find someone for each day of the week and write their names in the table below.

lunes	martes	miércoles
<u>Sophia</u>	<u>Isabel</u>	
jueves	viernes	sábado
	<u>Dylan</u>	
domingo		
<u>Austin Harry</u>		

Look at the activities timetable:

	4pm-5pm	5pm-6pm	6pm-7pm
sábado	Swimming	Basketball	Table Tennis
domingo	Dance	Cricket	Netball
lunes	Swimming	Baseball	Dance
martes	Rounders	Table Tennis	Ice Skating
miércoles	Tennis	Football	Badminton
jueves	Rugby	Hockey	Golf
viernes	Swimming	Dodgeball	Rounders

Answer the following questions in English:


1. What day can I play cricket?
Sunday
2. What day can I play golf?
Thursday
3. What days can I go swimming?
Saturday Monday
4. What days can I play table tennis?
Saturday Monday Tuesday
5. What day can't I play football?
Wednesday

Year 4:

My Country Snapshot

My country is: Spain - Colombia T. JB

Find and mark your country on the map



Traditional food:


- Coconut rice
- Pescado Frito
- Pande bono
- Bananos Calados



Popular sports:

- soccer, athletics
- baseball, skating
- and cycling


Draw the flag



Five fabulous facts:

- Leader: Gustavo Francisco
- Capital: Bogota
- Population: 51 million
- Currency: peso
- Climate: tropical and isothermal

Draw a famous landmark:



Guatapé Rock

Some traditional vocabulary:

- Churros
- Panque
- A la orden
- churro

Famous people:

- Shakira
- Pablo
- Sonia
- Gabriel

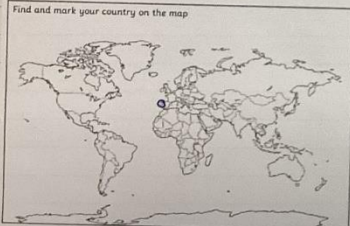
Year 5:

Spain

Five fabulous facts:

- leader - Pedro Sánchez
- Capital - Madrid
- people population - 47.42 million (2021)
- currency - Euro
- climate - hot summers, extremely cold in winters.

Find and mark your country on the map



Popular Sports:

- football
- Basketball
- tennis
- Bull fighting
- Cycling and racing

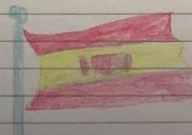
Famous people:

- Salvador Dalí
- Penélope Cruz
- Rafael Nadal
- Pablo Picasso

Some traditional vocabulary:

- Spain has 4 co-official languages: they're Catalan, Basque, Galician, and Spanish.
- According to the Guinness Book of World Records, the world's oldest restaurant is in Spain - Casa Botín in Madrid was founded in 1725.
- Spain has the 4th largest number of UNESCO World Heritage sites after Italy, China and Germany.

Draw the flag:



Traditional food:

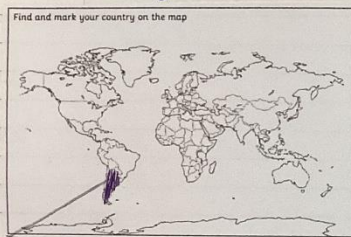
- Paella
- Tortilla Española
- Gambas al Ajillo
- Costas de Tomate y Jamón
- Pollo al Ajillo
- Cochinito Asado

Excellent work! 2hp

viernes el 17 de noviembre

WALT: research a Spanish speaking country.

Find and mark your country on the map



Argentina

Facts


~~Off~~ Official Name: Argentine Republic

Money: Argentine Peso

Capital: Buenos Aires

They Eat:

- Choripán
- Empanadas
- Matambre
- Milanesa
- Chimichurri
- Provoleta
- Media Luna



Area: 1,073,364 Square Miles

Population: 44,694,198


Sports

- football
- Basketball
- Rowing
- volleyball
- Golf
- Rugby
- field hockey
- Boxing
- tennis

Famous people

- Eva Perón
- Lionel Messi
- Juan Perón
- Diego Maradona
- Pope Francis
- Martina Stoessel
- Ricardo Darín
- Queen Máxima of the Netherlands
- Cristina Fernández de Kirchner

Landmarks



Year 6:

miércoles el 27 de septiembre
WALT: recap

Start of the Year Recap Quiz

¿Cómo te llamas?
 Me llamo ~~Flora~~ Tomás

¿Cuántos años tienes Juan?
 Tengo diez años.

¿Dónde vives?
 Vivo en Stourbridge en Inglaterra

¿Cuál es tu nacionalidad?
 Soy inglés

¿Qué idiomas hablas?
 Hablo inglés y español

¿Qué tiempo hace en Inglaterra?
Hace viento

miércoles el 3 de octubre
WALT: talk about animals (part 1)

1. ¿Qué idioma es hoy? = Friday hoy es martes
 2. ¿Cómo te llamas? = Me llamo Tomás
 3. ¿Cuántos años tienes? = diez años
 4. ¿Cuántos años tienes? = Tengo diez años

Nombre (Name):	Animal favorito en Español:	Favourite animal in English:
Paula	un caballo	horse
Millie H	un perro	dog
Rhys H	un pez	fish
Samuel H	un pez	fish
Dylan T	un perro	dog
Sally G	un gato	cat
Frankie G	un mono	monkey
Millie B	un caballo	horse
Polly P	un gato	cat
Riley H	un pez	fish
Oliver R	un caballo	horse

miércoles el 10 de enero
WALT: know numbers 30-40 (part 1)

2) naranja, azul, verde, rojo.
 3) martes, sábado, domingo, miércoles.
 4) Una mariposa, ~~una~~ y un caballo.
 5) No capital letter!

Choose numbers from each tree to make sums that do not add up to more than 40.
 Write the words of each number and the sum on the lines below.
 The first one has been done for you.

veinte y dieciséis = treinta y seis (20 + 16 = 36)

seis y diecisiete = veintitrés (6 + 17 = 23)

veinti y treinta y uno = cinuenta y uno (20 + 31 = 51)

doce y veinticuatro = treinta y seis (12 + 24 = 36)

catorce y veintiocho = cuarenta y dos (14 + 28 = 42)

seis y dieciséis = veintidos (6 + 16 = 22)

once y diecisiete = veintiocho (11 + 17 = 28)